




PATRON

**His Majesty King Hamad Bin Isa Al Khalifa
The King of Bahrain**

***Annual Flowers & Vegetables
Show Competitions
2016 - 2017***



**P.O. Box 26256, Manama, Kingdom of Bahrain
Tel : 17727625, Email: bahraingardenclub@gmail.com
Web: www.bahraingardenclub.com**

Table of Content

Topics	Page No.
FLOWERS AND VEGETABLES (CLASSES 1 – 48)	2
FLOWERS (CLASSES 1 – 24)	2
NOTE ON FLOWERS	
COLLECTION OF FLOWERS RAISED FROM SEED IN THE LAST TWELVE MONTHS	3
VEGETABLES (CLASSES 25 – 48)	4
NOTE ON VEGETABLES	5
FRUITS – CITRUS AND MISCELLANEOUS	5
EXPERIMENTAL GARDENING (CLASSES 49 – 51)	5
NOTE ON EXPERIMENTAL GARDENING (CLASSES 49 – 51)	6
FLORAL EXHIBITS FOR ADULTS (CLASSES 52 – 63)	7
NOTE ON FLORAL EXHIBITS (CLASSES 52 – 63)	8
NOTE ON POT - ET - FLUER	8
NOTE ON TERRARIUMS	9
NOTE ON IKEABANA	10
STUDENTS CLASSES (CLASSES 64 – 67)	10
INTRODUCTION (SCHOOL GARDENS)	11
BAHRAIN SCHOOL GARDENS (CLASSES 68)	11
BAHRAIN SCHOOL GARDENS (CLASSES 69)	11
REQUIREMENTS FOR COMPETITION	11
ENTRY FORM	13
RESIDENTS GARDEN COMPETITION	15
RESIDENCE GARDENS (CLASSES 70 – 80)	15
RULES OF ENTRY AND HINTS TO EXHIBITORS	16
CARVING (CLASSES 82)	17
GARDEN PHOTOGRAPHY (CLASSES 83)	17
NOTE ON GARDEN PHOTOGRAPHY	17
COMPETITION CUPS AND PRIZES	18
A. IN OPEN COMPETITION	18
B. TO GARDEN CLUB MEMBERS ONLY	20
YOUR NOTES	21
VEGETABLES & FLOWERS	22/23

FLOWERS AND VEGETABLES (CLASSES 1 - 48) - Participation

All the flowers (except those in Flower Arrangement Classes Specified) and all the Vegetables must have been grown in the Exhibitor's own garden.

Buy your Entry Card before the show to give yourself time to arrange your exhibits. You must use separate card for each entry. Registration fee for members is 200 fils per entry card and non-members the registration fee is 300 fils per entry card.

Juniors and Students cards are priced at 100 fils per entry card.

You may exhibit up to three entries in each flower and vegetable class, but you will only qualify for one award in that class. In the Flower Arrangement Class only one exhibit in each class is permitted. In the Experimental Section unlimited entries are allowed in each class and may qualify for several awards in the class.

Entry cards will be on sale at the Clubhouse before the show (at least 2 months in advance). When you buy your Entry Card you will be given an Exhibitor's Number. All your entries will bear this number and your name will not be known until the judging has been finished you will also be given a coloured Identification Card which you must show when you collect your exhibits. Read the list of classes and make sure that each exhibit is exactly as described in the rules, e.g. bloom means a single flower; a stem may have more than one flower on it. Failure to comply with the Rules will lead to disqualification.

Check that your Entry Card is properly filled in and The Exhibitor's Number is visible and close to your exhibit in the correct class. You must supply water tight containers for your exhibits (jam jar, etc.).

Exhibits should be fresh, clean and free from blemish and of similar shape and size.

Last minute arranging should be done in the working space provided and not on the exhibition tables, as these should be kept as clean and tidy as possible. Avoid spilling water on the table cloths. The exhibit should be arranged as attractively as possible.

FLOWERS (CLASSES 1 – 24)

- | | | |
|----------------|---------------------|----------------|
| 1. Alyssum | - | Three blooms |
| 2. Antirrhinum | - | Three spikes |
| 3. Aster | - | Three stems |
| 4. Calendula | - | Three blooms |
| 5. Dianthus | (a) Carnation | - Three blooms |
| | (b) Sweet William's | - Three stems |
| 6. Cosmos | | - Three stems |
| 7. Dalia | (a) (from seed) | - Three blooms |
| | (b) (From Tuber) | - Three blooms |
| 8. Freesia | | - Three stems |
| 9. Gerbera | | - Three blooms |
| 10. Geranium | | - Three blooms |
| 11. Larkspur | | - Three spikes |
| 12. Tagetes | | - Three blooms |
| 13. Nasturtium | | - Three blooms |

14. Nicotiana	-	Three stems
15. Petunia	-	Three stems
16. Phlox	-	Three stems
17. Rose	(a) (Hybrid tea)	- One bloom
	(b) (Floribunda)	- One stem
	(c) (Bahraini)	- One bloom
18. Statice	-	Three stems
19. Stock	-	Three stems
20. Verbena	-	Three stems
21. Zinnia	-	Three blooms
22. Miscellaneous	-	Three of one kind of flower (not in the above classes)
23. Collection of Flowers	-	Raised from seed during the previous twelve months, One specimen of each kind of Flower (single and double varieties of any kind may be shown, and of different colour)
	-	Flowers from shrubs, climbers or trees are not permitted.
	-	Preferably with a named list of flowers
24. Bulbs, Corms, Rhizomes	-	One stem

NOTE ON FLOWERS

Specimens should be shown with their foliage, which will be considered by the Judges, although no competitor will be disqualified for not showing foliage. Damaged foliage and that likely to be under water should be removed. Where more than one specimen is required uniformity of condition, size, quality and colour is what the judges are looking for.

Definitions

Bloom	-	One open flower or one flower head.
Spike	-	An un-branched stem bearing stalk or stalkless flowers.
Stem	-	One of the main branches of the plant, to include all the flowers, buds and foliage on the branches.

Collection of Flowers raised from seed in the last twelve months

One specimen of each kind of flower (single and double varieties of any kind may be shown, but of different colours). Each bloom must be visible and so a large collection may be displayed in a block of damp oasis in a container and preferably with a name list of each flower.

VEGETABLES (CLASSES 25 – 48)

- | | | |
|------------------------------|--------------------|--------------------------------------------------------------------------------------------------------------------------------------------------------|
| 25. Beans | | - Six |
| 26. Beetroot | | - Three with roots attached but foliage removed leaving 5 -10 cm of stalk. |
| 27. Broccoli | | - Three spears |
| 28. Cabbage | (a) Round | - Two heads (either red or green variety without roots). |
| | (b) Savoy | - Two heads. (Remove only outer leaves which are discoloured). |
| 29. Carrot | | - Six (foliage must be removed leaving 5 -10 cm of stalk). |
| 30. Celery | | - Two heads (without roots). |
| 31. Cucumber | (a) Long | - Two } Preferably leave the flower |
| | (b) Short | - Two } at the end |
| 32. Eggplant | | - Any Kind - Three. |
| 33. Herbs | | - Any Kind - Five stems - in jar with water. |
| 34. Kohl Rabi | | - Three (either red or green variety). Roots must be attached but foliage removed leaving 5 -10 cm of stalk. |
| 35. Lettuce | (a) Cabbage Type | - Two heads. } without roots |
| | (b) Cos Type | - Two heads. } |
| | (c) Curly Leaf | - Two heads. } |
| 36. Onion | (a) Round | - Three bulbs. (Roots must be attached but foliage removed, leaving 5 - 10 cm of stalk). |
| | (b) Spring | - Three. |
| 37. Potatoes | | - Six |
| 38. Pumpkin | | - Two. (Either white/orange or yellow variety leaving 5-10 cm of stalk). |
| 39. Radish | (a) Small Red | - Six (Roots must be attached but foliage removed). |
| | (b) Large White | - Six (leaving 5-10 cm of stalk). |
| 40. Spinach | (a) Swiss Chard | - Six leaves } in a jar of water |
| | (b) New Zealand | - Three leaves } |
| 41. Peppers | | - Six of one kind (Any variety). |
| 42. Tomato | (a) Normal Variety | - Six, leave calyx on. |
| | (b) Cherry Type | - Three trusses (Fresh green stalk attached). |
| 43. Turnip | | - Three. (Roots attached but foliage removed, leaving 5-10 cm of stalk). |
| 44. Miscellaneous | | - Three. (one kind of vegetable not in above classes). |
| 45. Collection of Vegetables | | - A few vegetables, (each type should be clearly displayed in a basket not exceeding 50cm in diameter preferably with a named list of each vegetable). |

- 46. Collection of Herbs - A few stems of each type. Exhibit each herb in a separate jar of water, place in a tray. (Preferably with a list of names).
- 47. Citrus Fruits - Three. (Specimens of one kind of citrus fruit - e.g.: Lemon, Orange, Ugly fruit etc).
- 48. Miscellaneous - Three. (Specimens of one kind of fruit but not citrus).

NOTE ON VEGETABLES

In all vegetable Classes uniformity of condition, size, quality and colour is what the judges will be looking for.

Beet, Kohlrabi, Carrot, Onions, Radish, Turnip and Cabbage

Roots must be attached but foliage removed leaving 5 – 10 cm of stalk. Remove only outer leaves which are discoloured.

Celery and Lettuce

Two heads without roots

Tomato and Cucumber

Leave calyx (fresh green stalk) attached. Leave white flower on end of cucumber.

Collection of Vegetables

A few vegetables of each type should be clearly displayed in a basket not exceeding 50 cm in diameter, preferably with a named list of each vegetable.

Collection of Herbs

A few herbs of each type to be displayed in named jars and placed on a small tray or a piece of coloured cloth.

FRUITS – CITRUS AND MISCELLANEOUS

All fruit should be ripe. The specimens composing a dish should be uniform i.e. alike in size and colour and include stalks and eyes.

EXPERIMENTAL GARDENING (CLASSES 49 – 51)

- 49. Flowers not commonly grown in Bahrain
 - (a) - Flowers from bulbs, tubers or corms.
 - (b) - Annuals (Must have been grown from seed).
 - (c) - Perennials (Must have been Grown in exhibitor's own garden for at least one year).
 - (d) - Flowers from shrubs and trees.
 - (e) - Flowers from climbers.
- 50. Fruit and Vegetables not commonly grown In Bahrain
 - (a) Fruits - Three.
 - (b) Vegetables - Three.
- 51. Miscellaneous - One Specimen

NOTE ON EXPERIMENTAL GARDENING (CLASSES 49 – 51)

Details of cultivation must be submitted on an index card with each entry, specifying name of species, date of planting, location – e.g. sunny, shady, windy sheltered and irrigation (entries without an Index Card will be disqualified) .

A photograph may be submitted as an exhibit if the specimen was in flower or bearing fruit etc. in a season not coinciding with the show.

Successful experimental gardening encourages others to grow the exhibit and thus, over the years, more specimens become “commonly grown in Bahrain”.

A prize will only be awarded to an exhibit which has not won a first Prize in previous years (unless the exhibit has been cultivated by a different method).

A list of previous prize winning entries can be viewed on the Club’s website: www.gardenclub.com

Annuals

Must have been grown from seed by the exhibitor and in exhibitor’s own garden. NOT seedlings purchased from a commercial nursery and then planted in exhibitor’s garden.

Perennials

Must have been grown from seed by the exhibitor and grown in exhibitor’s own garden. Imported perennials must have been grown in an exhibitor’s own garden for at least one year. A photograph may be exhibited if the specimen is not in flower for the show, together with a few of the specimens leaves as a “living proof.”

Bulbs, Tubers and Corms

Must have been grown in exhibitor’s own garden. Bulbs, Tubers and Corms that are not in season for the show, the exhibitor may exhibit a photograph of the specimen. If the leaves have not died down, show a few leaves together with a photograph, and state on an index card the flowering season.

Shrubs, Climbers and Trees

Imported plants must have been grown in exhibitor’s own garden for at least one year. Shrubs, Climbers and Trees grown from either seeds or cuttings by the exhibitor are likely to gain the exhibitor higher points, than if imported as a plant. If the plant is not in fruit or flower for the show, the exhibitor may exhibit a photograph, together with a specimen branch of the plant, even if no leaf, as “living proof”. Irrespective of whether the plant has been grown from a seed, cutting or imported, the specimen must have been grown in the exhibitor’s own garden for at least one year. This is to ensure that such experimental plants can be grown long term in Bahrain.

Vegetables

Must have been grown from seed, tubers or corms by the exhibitor, in the exhibitor’s own garden. A photograph may be exhibited by the exhibitor of specimens not in season for the show, and state on an index card when the vegetable is in season.

The exhibitor may enter as many different species in each class as he/she wishes. As few as one specimen may be exhibited, although several specimens may be shown if the exhibitor has them. The exhibitor may win in each class as many prizes as the judges feel are appropriate to award.

Write on an index card the method of planting, i.e. seeds sown directly into the ground or in seed trays. Irrigation i.e. drip system, flooding, frequency or watering. Location i.e. sun, shade, partial shade.

State whether the exhibit was imported, sown from seed, or grown from cutting. Give any information pertaining to the exhibit that may be of interest to others, who may wish to grow the plant themselves, include the full botanical name if at all possible.

New hybrid varieties of any species are eligible to be entered: e.g. new hybrid pansy, geranium, hibiscus etc.

FLORAL EXHIBITS FOR ADULTS (CLASSES 52 – 63)

- 52. Rhythm with Roses** An arrangement not more than 90 cm wide to arrange in your choice of container or vase. Use fresh vibrant Roses.
- 53. Garden Glory** An arrangement not more than 70 cm, using a varied range of foliage, flowers, some fruits and mini vegetables.
- 54. Celebrating Occasions** The arrangement should be in a vase not more than 70 cm wide it should be related to occasions such as a new born, a wedding, graduation, Valentine's Day etc. Accessories can be incorporated.
- 55. Holidays** An arrangement (not more 70cm wide) mixing flowers and materials related to holidays.
- 56. Diversity of Arts** An arrangement not more than 30cm wide and 40cm height incorporating colorful range of flowers along with an Orchid and a piece of art. A background niche measuring 35cm wide x 55cm height will be provided for your exhibit.
- 57. Still Life** An arrangement not more than 70cm wide representing changing seasons. Dried flowers, foliage, fabric and exotic fruits can be used.
- 58. Lilies and Palms** A novice class, **(restricted to those who have not won a prize in any previous show)**. The arrangement should not be more than 70cm wide. Use yellow lilies with palm tree leaves.
- 59. Candles** An arrangement not more than 50cm incorporating candles and pink carnation with Gypsophila flowers.
- 60. Green Beauty** All principles of design is applied but in a tiny dimensions. Maximum dimension should be about 10cm overall. Make arrangement in a Arabic coffee cup using small fresh green flowers and foliage.
- 61. Plants & Flowers**
- (a) Pot-et-Fleur-** Arrangement incorporating pot plants which may or may not be flowering in pots (the size of arrangement should not exceed 45 cm in diameter).
Or you can use fresh cut flowers not more than 5 flowers.
- (b) Terrarium-** An exhibit of fresh indoor plants grown in clear glass containers. Container should be tightly closed. The size of container should be 50cm overall. The plants must be grown in compost. The compost should not exceed 1/3 of the container's height.

62. Ikebana

- (a) Basic style
- (b) Free style
- (c) Special occasions - Mother's Day

63. Hand Crafts : a) (1) Small Size - Embroidery any type. (Not to exceed 30 x 30 cm).

(2) Large Size - Embroidery any type. (Not to exceed 55 x 55cm.

The work could be on a pillowcase, table cloth, dress or on any other creative idea.

b) Home Made Jam: Jam made from any type of fruits, vegetables and flowers either locally or imported (use jars not more than 250 gm).

1. Jam conserves is sweet and contains the fruit, usually a soft fruit.

2. Marmalade is a sweet preserve with a bitter tang made from citrus sliced or chopped fruit peel.

NOTE FLORAL EXHIBITS (CLASSES 52 - 63)

Adherence to the Show Schedule, rules and restriction must be followed; any breach of the rules, the entry will be disqualified.

Guidelines to be followed: -

- Predominance of plant material over all other components in the exhibit.
- Plant material which is unblemished, well conditioned and appropriate
- Creative and imaginative use of design principles – the use of balance, scale, proportion, rhythms, contrast and dominance achieved by good use of form, line, colour, texture and space to contribute to total harmony.
- Plant material, container, base, background, accessories and any title should all contribute to the overall design.
- Clear interpretation of the class title. Plant material should help to interpret the title or theme without the sole reliance on accessories.

NOTE ON POT- ET- FLEUR

A POT-ET-FLEUR is a delightful name for a planted bowl of house plants and cut flowers. The pot plants create a long-lasting frame work and the flowers give colour, form and variation. You can alter your design each week simply by changing the flowers. You can arrange your pots directly in a basket or bowl, so that they can easily be changed.

Dos:

- 1- The arrangement is essentially a combination of indoor and cut flowers.
- 2- All plant materials used must be fresh.
- 3- The soil must be well hidden especially in the front and sides.
- 4- Any accessory used to hold the plant material in place must be well hidden.

Don't:

- 1- No cut foliage must be used.
- 2- The plant materials must not be blemished, damaged or have brown edges or patches.

Competition Points:

- 1- The arrangement must be within the required width and height as per the schedule.
- 2- Do not use flowering plants, use cut flowers.

NOTE ON TERRARIUMS

A simple combination of a glass container, soil, gravel, charcoal, air, water and plants makes a terrarium the easiest and most beautiful way to display plants in your home. Your plants will keep clean and glossy in the moist air inside your terrarium with little watering. Choose small humidity loving plants. If planting more than one variety, choose different foliage shapes and colours for added interest. Avoid quick growing plants as they will smother the other varieties. Also avoid flowering types because the flowers will drop off and rot.

Suitable Plants

- Chlorophytum (Spider Plant)
- Ficus Pumila (Creeping fig)
- Hedera (Ivy)
- Hypoestes (Polk Dot Plant)
- Pellaea (Button Fern)
- Pilea (Aluminum Plant)
- Tradescantia (purple heart)
- Dracaena Sanderiana (Ribbon Plant)
- Fittonia (Nerve Plant)
- Helxine (Baby's Tears)
- Maranta (Prayer Plant)
- Peperomia (Pepper Elder)
- Saxifraga Sarmentosa (Strawberry Geranium)

Requirement to consider:

The container must be glass or another substance through which light can pass. You will need:

- Gravel (Coarse or shingle is suitable)
- Crushed charcoal (to prevent soil going sour)
- Potting Compost
- Small Plants (two or more). The plants selected for the terrarium must have similar environmental needs. Supply a drainage layer at the bottom of the terrarium to prevent damage to plant roots (small stones or crushed clay pot).

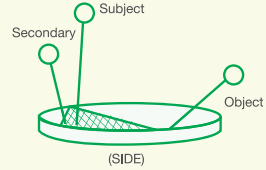
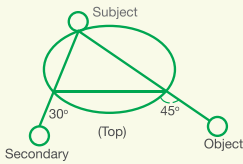
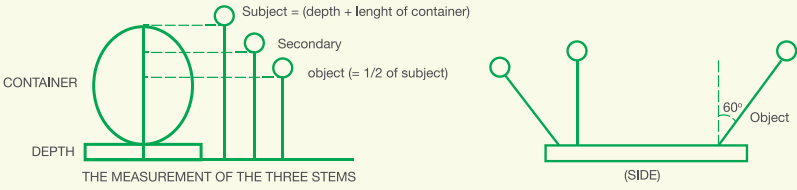
Method

Place gravel in bottom of terrarium to a depth of ½ inch. Add ¼ inch layer of charcoal. Add compost to a depth of not more than 2/3 of container. Make holes and set in the plants firmly allowing room for growth. Spray the plants lightly with water. The soil should be moist but not soaked or saturated. Place terrarium in a cool place for a few days to allow plants to adjust and a correct moisture balance to be obtained. Thereafter keep your terrarium in a good light but never in direct sunlight. You only need to water occasionally.

Maintenance

- Terrarium with lid: If too much moisture forms inside, leave the terrarium open for a few days.
- Open terrariums: Check soil for adequate moisture, if drying out too quickly, move to a cooler place.
- Remove any dead leaves.
- Cut back shoots that grow too big.
- Six months after planting. Feed your plant with a house plant fertilizer. Remember "Do Not Over Water".

NOTE ON IKEABANA



POINTS OF FLOWER ARRANGEMENT

1. CUT STEM IN THE WATER SO FLOWERS CAN STAY LONG.
2. WE TRIM THE STEM LEAVING NECESSARY LEAVES, BRANCHES & FLOWERS.
3. THE TOP OF STEM ALWAYS SET TOWARD UP.

STUDENTS CLASSES (CLASSES 64 – 67)

Government and Private Schools:

64. My Garden tools:

An arrangement with Bahraini grown flowers incorporating garden tools. The arrangement should not be more than 30cm x 30 cm.

- | | |
|-----------------------|-------------------------------------------------------|
| (a) Age 13 – 15 years | } Government Schools |
| (b) Age 16 – 18 years | |
| (c) Age 13 – 15 years | } Private School |
| (d) Age 16 – 18 years | |
| (e) Age 4 – 8 years | } Special needs
Follow the same
rules as others |
| (f) Age 9 – 14 years | |
| (g) Age 15+ years | |

65. Creative little gardener:

Ages 8 -12 years

- Make a framed design with natural dried flowers and foliage. Frame Size A4 , the design has to be framed while submitting.

66. Miniature Garden:

Ages 6 -11 years

- Use a seed tray etc lined with plastic sheet or sponge, fill the bottom layer with hydro con for easy drainage and top layer with compost.
- (The tray should not exceed 40cm X 30cm), it can be smaller but not bigger than 40x30cm, otherwise the entry will be disqualified.
- Use only fresh and miniature plants, grass etc and dry natural garden materials for mini garden accessories. Models and figurines are not allowed. Do not use vegetables.

67. My flower basket:

Ages 6 -11 years

- Use colorful basket not more than 6 inches to plant a colorful flower e.g Alyssum or Lobelia or Portulaca

Introduction to School Gardens?

The School gardens can be a wonderful classroom. Students can connect with nature and discover the true source of the food they eat. The garden can be educational tool to teach the value of horticulture. A school garden can be incorporated with many subjects from Maths and Science to Arts, Physical Education and Social Studies. Gardening can be combined with other educational goals such as personal and social responsibility. Gardening can show students of all ages how horticulture can contribute to a sustainable environment as well as turning their hobby into a fulfilling career goal.

BAHRAIN SCHOOL GARDENS (CLASSES 68)


68. (a) Flowers Annual flowers.
(b)Vegetables & Herbs Vegetables & herbs grown in the School Gardens will be judged at the School grounds.

BAHRAIN SCHOOL GARDENS (CLASSES 69)

69. Educational School Gardens
- | | | |
|------------------|---|------------------|
| (a) Primary | } | Best Kept Garden |
| (b) Intermediate | | |
| (c) Secondary | | |
| (d) Private | | |
| (e) Preschool | | |

Requirements for Competition

1. Entry Form
2. One photo of school garden size 8" X 11"
3. Dead line for entry please refer page 3 of this booklet.
4. Gardens will be judged by a panel of professionals according to criteria stated in the booklet.
5. Judge's decision is final.





His Majesty King Hamad Bin Isa Al Khalifa The King of Bahrain

School Garden Competition Form

Name: _____

Phone: _____ Email address: _____

Did you Win 1st Place in any Year

Yes No

Is this the first time you have entered Garden Competition?

Yes No

I enclose my entry fees:

Date:

Signature

Criteria Stated in the booklet.

RESIDENTS GARDEN COMPETITION

Gardening fulfil a human need to be in touch with nature. Creating and tending a garden is satisfying rhythm to life. As a result we get experience, joy and nourishment to our souls. Gardening is a delight in good times and also times of difficulty.

Hoping you get inspired in being involved to become more familiar with plants, trees and what they like and dislike and be happy in living in harmony with nature. Whether you are filling your balcony or just want colour by your front door, there is a category to meet your preference.

RESIDENCE GARDENS (CLASSES 70 – 80)

70. Best-Kept Residence Gardens

- (a) - Best kept small garden up to 500 m² (Vegetable patch is not required).
- (b) - Best kept medium garden up to 1000 m² (Vegetable patch is required).
- (c) - Best kept large garden over 1500 m² (Vegetable patch is required).
- (d) - Best kept new garden up to 4 years old (Vegetable patch is not required).

71. Best Display of Annuals

72. Bougainvillea

- (a) - Best individual specimen.
- (b) - Best display of assorted varieties.

73. Best Kept Container Gardens

- (a) - Single Container
- (b) - Collection of Containers

74. Best Kept Lawns

75. Best Display of Shrubs and Trees

76. Best Kept Kitchen Garden

77. Best Kept Experimental Garden

78. Best Kept Front Garden - Most effective use of space to create greenery using containers, trellis, water element etc.

79. Best Kept Cactus or Rock Garden - (not more than 200 m²).

80. Best Display of Exotic Plants - Tree, shrubs, climbers, annuals and cactus.

COMMERCIAL ESTABLISHMENTS GARDENS (CLASSES 81)

81. Best Kept Environmentally Friendly boundary Garden.

IMPORTANT NOTE PLEASE REFER TO THE GUIDELINES IN EACH CATEGORY

RULES OF ENTRY AND HINTS TO EXHIBITORS

The purpose of the annual garden competition is to promote excellence in gardening in the Kingdom of Bahrain (whether through the use of rare and unusual plants or in the overall design and effect of a garden) and good horticultural maintenance practices.

The continued enthusiasm and support for this annual event is the result of a small, hardworking team of volunteers. We sincerely appreciate the efforts of everyone involved in the competition, especially the judges, competitors and photographers. Their dedication to the task is inspiring.

Information regarding the competition can may be found on The Bahrain Garden Club website, www.bahraingardenclub.com or by contacting the Garden Club on 17727625.

NOTE ON GARDEN COMPETITION GUIDELINES

- To ensure that the garden competition is judged both fairly and objectively, the Club has approved and will adhere to the following guidelines:
- The competition is open to club members and all residents.
- Amateur gardeners who maintain their own private gardens may enter Gardens that have been professionally designed, constructed and maintained.
- You can enter only one type of garden (Small, Medium, Large or New)
- If you have won first place in a particular category for three consecutive years, you must stand aside for three consecutive years immediately afterwards to let others have a chance to win.
- You may enter as many classes as you wish unless you are entering the Grand Challenge (King Hamad's Cup).
- The entry fees for all garden classes are BD10 + 500 files for any other category of garden competition.
- You may meet the judges when they arrive but you must not be in the garden when it is judged.
- Judging will take place over TWO days. Interference or influencing judges is highly discouraged. The decision of the judges is final. Your garden may be visited by more than one set of judges over the two days. Photography may happen on the same day as of the judging.
- After the completion of the judging a representative of the Bahrain Garden Club will contact you within two weeks regarding the results.
- First, second and third place prizes are awarded in each category, and winners will be invited to an award ceremony where they will be presented with cups and certificates. The Ceremony will be announced in the newsletter or on the website and in the media.

Judging Criteria

Judges are looking for gardens that are above average. Carefully consider the class that you enter because you may lose points for entering in an inappropriate class. If you are competing in the Grand Challenge, (King Trophy) the judges will look at the complete yard, including front, back and sides, (Vegetable Garden, Annuals, Lawns, Best Display of Trees and Shrubs and Container Garden, Experimental Garden) will be judged on their own merits).

Prizes

First winner will receive a trophy and certificate. A First Place winners in the Grand Challenge Classes will have their name inscribed on the Grand Challenge Trophy. They will also receive a certificate. Second and third place winners will receive a certificate.

82. CARVING (CLASSES 82)

Fruit and Vegetable Carving by Hotels of Bahrain.

(The winning cup is awarded to the hotel and cash prize for the working team).

83 . GARDEN PHOTOGRAPHY (CLASSES 83) (a) AMATEURS and (b) PROFESSIONALS

83. Rocks 1. Rocks in the garden - Landscape
 2. Rocks - Close up with a plant

NOTE ON GARDEN PHOTOGRAPHY

- A) Amateurs (Age 15 and above)
B) Professional (Any age)

Entering the competition you agree to abide by the following rules:

- 1- Images won in other competition are not eligible.
- 2- You can use any type of camera to create your image. It is recommended to use highest image quality.
- 3- No restriction on type of camera you use - or technique you use to produce your final image.
- 4- You have to pay the fee to enter.
- 5- Each category will have a winner.
- 6- Finalist will have their photographs shown at the international garden show of the year.

How to enter:

- 1- You must register indicating your category (amateur or professional)
- 2- All photos must be in colour.
- 3- The photos must have taken in Bahrain between the period of March 2015 to Feb 2016.
- 4- The competition is divided into two levels and each level is divided into 2 categories (e.g. landscape and a close up).
- 5- An exhibitor may participate in one level only but may compete in both categories in one level.
- 6- An exhibitor must submit two different photos in each category.
- 7- All Photo measuring 8x 11 inches.
- 8- Register in your specified category.

COMPETITION CUPS AND PRIZES

A. IN OPEN COMPETITION

- 1. His Majesty King Hamad Bin Isa Al Khalifa Cup:**
To exhibitor gaining most points in Gardens - classes 70-77
- 2. His Highness Shaikh Isa Bin Salman Al Khalifa Cup:**
To exhibitor gaining most points in Flowers- classes 1-24
- 3. His Highness Shaikh Isa Bin Salman Al Khalifa Cup:**
To exhibitor gaining most points in Vegetables - classes 25-46
- 4. Her Royal Highness Princes Sabeekha Bint Ebrahim Al Khalif Cup:**
To exhibitor gaining best points in Photography - class 83 (a)
- 5. Her Royal Highness Princes Sabeekha Bin Ebrahim Al Khalifa Cup:**
To exhibitor gaining best points in Photography - class 83 (b)
- 6. His Highness Shaikh Abdulla Bin Hamad Al Khalifa Cup:**
To exhibitor gaining most points in Environmental Garden - class 81
- 7. Her Highness Shaikha Haya Bint Mohamed Al Khalifa Cup:**
To exhibitor gaining most points in exotic Plants - class 80
- 8. Yateem Trophy: (52-60) First from first**
Best floral exhibit in the show
- 9. Cooper Ikebana Bowl:**
Best exhibit in class 62(a) - Ikebana
- 10. The Japanese Ambassador's Award.**
Best exhibit in class 62(b) - Ikebana
- 11. The Bahrain Japan Friendship Society Award.**
Best exhibit in class 62(c) - Ikebana Special Occasion
- 12. The Flower Arranger Award:**
Best exhibit in Class 56 (Diversity of Arts)
- 13. Keen Goblet**
Best exhibit in Class 60
- 14. Kanoo Cup:**
Best kept small garden in Class 70 (a)
- 15. Bahrain Garden Club Rose Bowl:**
Best kept medium Garden 70 (b)
- 16. Bahrain Garden Club Plate:**
Best kept large garden class 70 (c)
- 17. Beckett Trophy:**
Most points in the collections - classes (24 - 45)
- 18. British Ambassador's Cup:**
To the Bahrain Government school with the best exhibit of flowers 68 (a)
- 19. British Ambassador's Cup:**
To the Bahrain Government school with the best exhibit of vegetables 68 (b)
- 20. Bond Cup:**
Best exhibit in student class 65
- 21. Bahrain Garden Club Cup:**
Best exhibit student in class 67
- 22. Zu'abi Cup:**
Best exhibit in Student class 64 (a) (13-15 years)

23. **Zu'abi Cup:**
Best in class 64 (b) (16-18 years)
24. **Bahrain Garden Club Cup:**
Best exhibit in student class 64 (c) (13-15 years)
25. **Bahrain Garden Club Cup:**
Best Exhibit in student class 64 (d) (16-18 years)
26. **Richey – Tucker Trophy:**
Best exhibit in Class 73 (Container Garden)
27. **United States of America Cup:**
Best exhibit in Class 71 (Annual)
28. **Esamat Faraj Cup:**
Best exhibit in class 64 (e) (Special Needs)
29. **Rashida Tadayon Cup:**
Best exhibit in Class 82 (Carving)
30. **Shaikha Shaikha Bint Mohamad Al Khalifa Cup:**
Best exhibit in class 17 (b) Rose one bloom hybrid tea
31. **Walker Trophy:**
Best exhibit in Class 58 (Lillies and Palms)
32. **Bahrain Garden Club Cup:**
Best exhibit in class 61(a) POT ET FLEUR
33. **Bahrain Garden Club Cup:**
Best exhibit in class 61(b) Terrarium
34. **Her Highness Shaikha Fatima Bint Ahmed Al Khalifa Cup:**
Best exhibit in class 63(a) Hand Crafts “Small size”
35. **Her Highness Shaikha Fatima Bint Ahmed Al Khalifa Cup:**
Best exhibit in class 63(a) Hand Crafts “Big size”
36. **Her Highness Shaikha Muneera Bint Ahmed Al Khalifa Cup:**
Best exhibit in class 63(b) Homemade Jam (First from Firsts)
37. **Mother & Child Welfare Society Cup:**
Best exhibit in special needs - class 64(f)
38. **Bethan Robinson Cup:**
Best exhibit in special needs - class 64(g) (Free Style)
39. **Elizabeth Shaheen Trophy:**
Best exhibit student in class 66
40. **National Action Charter Cup:**
Best exhibit in school garden - class 69(a)
41. **Ministry of Education Cup:**
Best exhibit in school garden - class 69(b)
42. **Bahrain Garden Club Cup:**
Best exhibit in school garden - class 69(c)
43. **Bahrain Garden Club Cup:**
Best exhibit in school garden - class 69(d)
44. **Ministry of Municipalities Affair Cup:**
Best exhibit Kept New Garden - under 4 years old class 70 (d)
45. **Elizabeth Shaheen Plate:**
Best exhibit in trees & shrubs - class 75

46. **Eng. Zahra Abdul Malik Cup:**
Best exhibit in kitchen garden - class 76
47. **Bahrain Garden Club Cup:**
Best exhibit in experiment garden - class 77
48. **Bahrain Garden Club Cup:**
Best exhibit in front garden - class 78
49. **Bahrain Garden Club Cup:**
Best exhibit in Rock garden - class 79

B. TO GARDEN CLUB MEMBERS ONLY

1. **His Highness Shaikh Isa Bin Salman Al-Khalifa Cup:**
To Club member, most points in experimental gardening - classes (49 - 51)
2. **Lady Luce Cup:**
Club member most points in the show.
3. **Gulf Air Cup:**
Club Member second highest point in show - classes (1 - 24)
4. **Bahrain Garden Club Cup:**
Club member gaining most points in Flower Arranging - classes (52 - 60).
5. **Bahrain Garden Club Cup:**
Club member gaining most points in Vegetable - classes (25 - 46)
6. **Bahrain Garden Club Bowl:**
Club member gaining second highest points in Experimental Gardening classes (49 - 51)
7. **Strickland Rose Trophy:**
Club member showing the best Hybrid Tea Rose - class 18 (a)
8. **Enid Belgrave Rose Bowl:**
Club member showing the best Bahrain Rose - class 18 (c)
9. **Hallifax Bougainvillea Cup:**
Club member with best exhibit of Bougainvillea - class 72 (b)
10. **Walker Trophy-Simpson:**
Best exhibit in Novice - class 58
11. **Elizabeth Wood Cup:**
Club member gaining- best Collection of Herbs - class 46
12. **Bahrain Garden club Cup:**
Club member awarded by the club committee

FLOWERS FOR REFERENCE



Alyssum
أليسوم



Nicotiana دخان



Antirrhinum
حنك السبع



Petunia بتونيا



Aster استر



Phlox فلوكس



Calendula الأفيحوان



Rose - Hybrid Tea
ورد - مهجن



Dianthus - Carnation
داينتش - القرنفل



Rose - Floribunda
ورد - فلوريندا



Dianthus - Sweet Williams
داينتش - سويت وليم



Rose - Bahraini
ورد - بحريني
محمدي



Cosmos كوزموس



Statice ستانس



Dahlia داليا



Stock المنثور



Freesia فريزيا



Verbena فريينا



Gerbera جبررا



Zinnia زينيا



Geranium
جرنيم



Miscellaneous
زهور آخري



Lerkspur
لسان العصفور



Collection of Flowers
مجموعة من الزهور
المتنوعة



Taggets
القطيفة



Bulbs of Corms
أبصال او كورمات
ريزومات



Nasturtium
ابو خنجر

VEGETABLES



Beans فاصوليا



Onion - Round
بصل - عادي



Beetroot شمندر



Onion - Spring
بصل - أخضر



Broccoli بروكولي



Potatoes بطاطس



Cabbage - Round
ملفوف - مستدير



Pumpkin بوبير



Cabbage - Savoy
ملفوف - سافوي مجعد



Radish - Small Red
فجل - صغير احمر



Carrot جزر



Radish - Large White
فجل - طويل ابيض



Celery كرفس



Spinach - Swiss Chard
سبانخ - سلق



Cucumber - long
خيار - طويل



Spinach -
New Zealand
سبانخ - النيوزلندي



Cucumber - short
خيار - قصير



Peppers فلفل



Eggplant باذجان



Tomato - Normal Variety
طماطم - حجم عادي



Herbs أعشاب



Tomato - Cherry Type
طماطم - حجم صغير



Kohlrabi كلورابي



Turnip لفت شلغم



Lettuce - Cabbage Type
خس - بشكل ملفوف



Miscellaneous
(for example Zucchini)
خضروات أخرى



Lettuce - Cos Type
خس - محلي



Collection of Herbs
مجموعة من الأعشاب



Lettuce - Curly Leaf
خس - مجعد



Collection of
Vegetables خضروات
في السلة